

Sheltered Housing Mobility Scooter Guidance



Introduction

Mobility scooters can make a real difference to people who would otherwise be confined to their home and/or those who find it difficult to move long distances without support.

Newport City Homes has put this guidance together to ensure fire safety provisions are maintained whilst residents use, store and charge their mobility scooters at our sheltered housing schemes.

How will this guidance help you?

- Which mobility scooters are covered by this guidance
- Advice on mobility scooter purchase
- Keeping your scheme safe
- Storage options
- Charging facilities
- Insurance

Mobility scooters covered by this guidance

Invalid carriage

“a vehicle, whether mechanically propelled or not, constructed or adapted for use for the carriage of one person, being a person suffering from some physical defect or disability.”

- **‘class 2 invalid carriages’**
These can't be used on the road (except where there isn't a pavement) and have a maximum speed of 4mph.



- **‘class 3 invalid carriages’**
These can be used on the road, and have a maximum speed of 4mph off the road, and 8mph on the road.



What happens first?

Our dedicated support team is on hand to discuss your needs and advise you on the facilities at your scheme.

Scheme managers will:

- ✔ Help you complete any paperwork.
- ✔ Advise you on liability insurance options.
- ✔ Support you with storage & charging options of your mobility scooter.
- ✔ Safe usage of communal areas.


Before buying a mobility scooter

It is important that you take time to consider your options as this may save you time, effort and resources later on. There are many different types and you need to find one that is suitable for your need. For example, size, height, weight and restricted movement.

- Set your budget, including the cost of the vehicle, insurance and breakdown cover, maintenance, servicing and repairs, and any adaptations required. Funding from charities may be available. For those in receipt of the higher mobility component of the Disability Living Allowance or War Pensioner's Mobility Supplement, the Motability Scheme may allow for the benefit to be put towards the cost of leasing or buying a scooter.



- It is recommended that you choose a dealer experienced in assessing customer needs. Avoid buying from an untrained sales person. Some vehicle suppliers are members of the British Healthcare Trades Association (BHTA).
- Check whether the dealer can offer appropriate training.
- Ask if scooters/ vehicles can be hired to gain experience before making purchase.
- Consider your budget limit and whether you wish to buy new or second hand.
- Make sure you are familiar with all the controls on the scooter/ vehicle before buying and taking it home.
- Check whether there are instructions as, if it is second hand, there may not be any.
- Ask if there is a warranty, what this covers and how long this is for.



Help us keep your scheme safe


Storing and charging mobility scooters can increase the risk of fire.

We have a duty under the Regulatory Reform (Fire Safety) Order 2005 to reduce the risk of fire within communal areas.



To help us maintain a safe environment:

- Mobility scooters are not to be stored or charged in communal areas. This can cause obstructions to escape routes and increase the risk of trips and fires.



WARNING
Trip hazard

Escape route

“Route forming part of the means of escape from any point in a building to the final exit.”

Communal area

“Any internal area within a building that is shared or is accessed by more than one person. For example, corridors and lounges.”

Where can I store my mobility scooter?

Dedicated mobility scooter store:

Mobility scooters should ideally be stored in these facilities. Please remember dedicated mobility scooter stores have limited spaces, so you may be required to go on a waiting list.

Own property:

Residents who store mobility scooters in their homes must ensure no escape routes are blocked and that the scooter and chargers are maintained in line with the manufacturer's instructions.

Other options:

If sufficient storage is not available, we will assist you in finding an alternative solution, which may include:

- Seeking permission for a self-funded personal external scooter store.
- Seeking permission for self-funded alterations to the property.
- Looking for alternative accommodation.
- Being placed on a waiting list until a space becomes available.



Charging my mobility scooter


Charging should be undertaken in accordance with the manufacturer's instructions and should not take place in any of the communal areas.

Dedicated mobility scooter store

Mobility scooters need to be maintained yearly to make sure that they are safe to use and charge. This is the responsibility of the mobility scooter owner.

Please note coin-operated meters may be in use. The charge reflects the electricity costs and facility use.

Do not use extension cables to charge multiple mobility scooters.



Own property

Vehicles can be charged in your own home, where appropriate.

Do I need insurance?

Currently, there is no legal requirement for you to have liability insurance for your mobility scooter.

Please be aware that you will be liable to pay compensation and/or claim costs if you have an accident or cause damage to persons or property belonging to Newport City Homes, or a third party.

- If you use or own a mobility scooter or motorised wheelchair, you should consider taking out appropriate liability insurance.
- If you store your mobility scooter or motorised wheelchair inside your flat, you should tell your insurance company, as it may affect the terms and conditions of your contents policy.

Newport City Homes in partnership with Thistle Insurance Services offers residents cost effective contents insurance with cover options for mobility scooters.

Please ask your sheltered scheme manager for a My Home Contents Insurance booklet.



What if I have further questions?

If you would like more information about this guidance, or have any questions relating to owning and storing a mobility vehicle, please contact your scheme manager.

Alternatively, contact:

Sheltered Housing Team
Nexus House
Mission Court
Newport
NP20 2DW



Tel: 01633 381111

Email: supported.housing@newportcityhomes.com

References

Source material for mobility scooter class:

<https://www.gov.uk/mobility-scooters-and-powered-wheelchairs-rules/overview>

1. Overview

You don't need a licence to drive a mobility scooter or powered wheelchair, but you may have to register it. Only certain types can be driven on the road.

Mobility scooters and powered wheelchairs come in two categories:

- **'class 2 invalid carriages'** - these can't be used on the road (except where there isn't a pavement) and have a maximum speed of 4mph
- **'class 3 invalid carriages'** - these can be used on the road, and have a maximum speed of 4mph off the road, and 8mph on the road
- **You don't need to register a class 2 invalid carriage.**
- **You must register class 3 invalid carriages.**
- **You must be 14 or over to drive a class 3 invalid carriage.**

www.newportcityhomes.com

 [@NewportCityH](https://twitter.com/NewportCityH)

 www.facebook.com/NewportCityH

